


The image shows the Arabic letter Alif (ا) in its isolated form. It is a single, vertical, slightly curved stroke that tapers at the top and bottom.


@MuslimaLife

alif

The image shows the Arabic letter Ba (ب) in its isolated form. It consists of a large, curved stroke that starts from the left, curves upwards and then downwards to the right, with a small square dot positioned below the curve.


@MuslimaLife

baa

The image shows the Arabic letter Ta (ت) in its isolated form. It features a large, curved stroke that starts from the left, curves upwards and then downwards to the right, with two small square dots positioned above the curve.


@MuslimaLife

taa

The image shows the Arabic letter Tha (ث) in its isolated form. It features a large, curved stroke that starts from the left, curves upwards and then downwards to the right, with three small square dots positioned above the curve.


@MuslimaLife

thaa

The image shows the Arabic letter Jim (ج) in its isolated form. It consists of a large, curved stroke that starts from the left, curves upwards and then downwards to the right, with a small square dot positioned inside the curve.


@MuslimaLife

jeem

The image shows the Arabic letter Ha (ح) in its isolated form. It consists of a large, curved stroke that starts from the left, curves upwards and then downwards to the right, with a small square dot positioned above the curve.


@MuslimaLife

haa

The image shows the Arabic letter Kha (خ) in its isolated form. It consists of a large, curved stroke that starts from the left, curves upwards and then downwards to the right, with a small square dot positioned above the curve.


@MuslimaLife

khaa

The image shows the Arabic letter Dal (د) in its isolated form. It consists of a large, curved stroke that starts from the left, curves upwards and then downwards to the right, with a small square dot positioned above the curve.

@MuslimaLife

daal




@MuslimaLife

dhaal




@MuslimaLife

raa




@MuslimaLife

zaa




@MuslimaLife

seen



@MuslimaLife

sheen




@MuslimaLife

saad



@MuslimaLife

daad



@MuslimaLife

ta'




@MuslimaLife

dha'



@MuslimaLife

ayn



@MuslimaLife

ghayn



@MuslimaLife

faa



@MuslimaLife

qaaf




@MuslimaLife

kaaf




@MuslimaLife

laam



@MuslimaLife

meem

The image shows the Arabic letter Noon (ن) in a bold, black, stylized font. It consists of a vertical stroke on the left, a curved stroke on the right, and a small square dot above the vertical stroke.


@MuslimaLife

noon

The image shows the Arabic letter Waw (و) in a bold, black, stylized font. It features a large, circular loop on the right side and a long, curved tail extending to the left.


@MuslimaLife

waw

The image shows the Arabic letter Ha (ه) in a bold, black, stylized font. It has a long, pointed tail extending to the left and a complex, looped structure on the right.

@MuslimaLife

haa

The image shows the Arabic letter Ya (ي) in a bold, black, stylized font. It features a large, curved stroke on the right and two small square dots below the main body of the letter.

@MuslimaLife

yaa